






2020 CALENDAR

SODIUM IODIDE I 131 CAPSULE USP, DIAGNOSTIC – ORAL

CONVERSION

µCi	MBq
100.0	3.70
55.0	2.02
30.0	1.11
16.5	0.61
9.0	0.33

				
Pink	Yellow	Orange	Grey	Green

MONTH	DAY	Activity (µCi)	Activity (µCi)	Activity (µCi)	Activity (µCi)	Activity (µCi)
JANUARY	1	100.0	9.0	16.5	30.0	55.0
	8	55.0	100.0	9.0	16.5	30.0
	15	30.0	55.0	100.0	9.0	16.5
	22	16.5	30.0	55.0	100.0	9.0
	29	9.0	16.5	30.0	55.0	100.0
FEBRUARY	5	100.0	9.0	16.5	30.0	55.0
	12	55.0	100.0	9.0	16.5	30.0
	19	30.0	55.0	100.0	9.0	16.5
	26	16.5	30.0	55.0	100.0	9.0
MARCH	4	9.0	16.5	30.0	55.0	100.0
	11	100.0	9.0	16.5	30.0	55.0
	18	55.0	100.0	9.0	16.5	30.0
	25	30.0	55.0	100.0	9.0	16.5
APRIL	1	16.5	30.0	55.0	100.0	9.0
	8	9.0	16.5	30.0	55.0	100.0
	15	100.0	9.0	16.5	30.0	55.0
	22	55.0	100.0	9.0	16.5	30.0
MAY	29	30.0	55.0	100.0	9.0	16.5
	6	16.5	30.0	55.0	100.0	9.0
	13	9.0	16.5	30.0	55.0	100.0
	20	100.0	9.0	16.5	30.0	55.0
JUNE	27	55.0	100.0	9.0	16.5	30.0
	3	30.0	55.0	100.0	9.0	16.5
	10	16.5	30.0	55.0	100.0	9.0
	17	9.0	16.5	30.0	55.0	100.0
JULY	24	100.0	9.0	16.5	30.0	55.0
	1	55.0	100.0	9.0	16.5	30.0
	8	30.0	55.0	100.0	9.0	16.5
	15	16.5	30.0	55.0	100.0	9.0
AUGUST	22	9.0	16.5	30.0	55.0	100.0
	29	100.0	9.0	16.5	30.0	55.0
	5	55.0	100.0	9.0	16.5	30.0
	12	30.0	55.0	100.0	9.0	16.5
SEPTEMBER	19	16.5	30.0	55.0	100.0	9.0
	26	9.0	16.5	30.0	55.0	100.0
	2	100.0	9.0	16.5	30.0	55.0
	9	55.0	100.0	9.0	16.5	30.0
OCTOBER	16	30.0	55.0	100.0	9.0	16.5
	23	16.5	30.0	55.0	100.0	9.0
	30	9.0	16.5	30.0	55.0	100.0
	7	100.0	9.0	16.5	30.0	55.0
NOVEMBER	14	55.0	100.0	9.0	16.5	30.0
	21	30.0	55.0	100.0	9.0	16.5
	28	16.5	30.0	55.0	100.0	9.0
	4	9.0	16.5	30.0	55.0	100.0
DECEMBER	11	100.0	9.0	16.5	30.0	55.0
	18	55.0	100.0	9.0	16.5	30.0
	25	30.0	55.0	100.0	9.0	16.5
	2	16.5	30.0	55.0	100.0	9.0
DECEMBER	9	9.0	16.5	30.0	55.0	100.0
	16	100.0	9.0	16.5	30.0	55.0
	23	55.0	100.0	9.0	16.5	30.0
	30	30.0	55.0	100.0	9.0	16.5

Manufactured by:



Jubilant DraxImage Inc.
16 751 TransCanada Highway
Kirkland, Quebec H9H 4J4 Canada
www.draximage.com

511280

See instructions on reverse

Instructions on how to use the Jubilant DraxImage Inc. color coded-calendar

Sodium Iodide I 131 Capsule USP, Diagnostic – Oral is manufactured in five different colors: pink, yellow, orange, grey and green. Each color represents a calibration date which is set on each Wednesday. The color of the capsule changes every week according to the pre-established color-coded calendar.

The calendar is a tool for nuclear medicine professionals. It provides information on the amount of radioactivity contained in Sodium Iodide I 131 Capsule USP, Diagnostic – Oral for diagnostic use, in the days and weeks before and after the calibration date.

To use the color-coded calendar, follow the steps shown below:

Note that:

- The calibration date of Sodium Iodide I 131 Capsule USP, Diagnostic – Oral is a Wednesday.
 - The residual activity shown on the calendar is also provided for a Wednesday. To obtain the residual amount of radioactivity on a day other than a Wednesday, the “Daily Activity Table” must be consulted.
- 1 – Consult the calibration date on the product label.
 - 2 – Note the color of the capsule on the product label.
 - 3 – At time of calibration, the capsule contains 100.0 microcuries (3.70 megabecquerels).
 - 4 – This activity can be found on the calendar in the column bearing the color of the capsule.

Weekly Activity Table		At date of calibration	Activity in µCi			
MONTH	DAY	Activity	Activity	Activity	Activity	Activity
JANUARY	1	100.0	9.0	16.5	30.0	55.0
	8	55.0	100.0	9.0	16.5	30.0
	15	30.0	55.0	100.0	9.0	16.5
	22	16.5	30.0	55.0	100.0	9.0
	29	9.0	16.5	30.0	55.0	100.0

Example: on Wednesday, January 1, the pink capsule contains 100.0 µCi (3.70 MBq). On Wednesday of the following week, i.e. January 8, the activity of the same capsule will have decreased to 55.0 µCi (2.03 MBq). This weekly adjustment in radioactivity constant continues for four weeks or until the capsules contain 9.0 µCi (0.33 MBq) at which point a new lot of pink capsules becomes available at 100.0 µCi (3.70 MBq) per capsule.

DAILY ACTIVITY TABLE (in µCi)

THU.	FRI.	MON.	TUE.	WED.*	THU.	FRI.	MON.	TUE.	WED.
167.8	153.9	118.8	109.0	100.0	91.7	84.2	65.0	59.6	54.7
92.3	84.6	65.3	60.0	55.0	50.4	46.3	35.7	32.8	30.1
50.3	46.2	35.6	32.7	30.0	27.5	25.5	19.5	17.9	16.4
27.7	25.4	19.6	18.0	16.5	15.1	13.9	10.7	9.8	9.0
15.1	13.8	10.7	9.8	9.0	8.3	7.6	5.8	5.4	4.9

*DIAGNOSTIC CAPSULES, SHIPPED DAILY, ASSAYED FOR WEDNESDAY.

The daily activity table shows the activity of the capsule for the four working days preceding and the five working days following the Wednesday calibration date. For example, a capsule assayed at 100.0 µCi (3.70 MBq) as of Wednesday, January 1, would have an activity of 118.8 µCi (4.39 MBq) on the preceding Monday and of 84.2 µCi (3.12 MBq) on the following Friday and so on. Similarly, any capsule containing 30.0 µCi (1.11 MBq) on a particular Wednesday will contain 35.6 µCi (1.32 MBq) on the preceding Monday or 25.5 µCi (0.93 MBq) on the following Friday.

DAILY ACTIVITY TABLE (in MBq)

THU.	FRI.	MON.	TUE.	WED.*	THU.	FRI.	MON.	TUE.	WED.
6.20	5.69	4.39	4.03	3.70	3.40	3.12	2.41	2.21	2.02
3.40	3.12	2.41	2.21	2.02	1.86	1.71	1.32	1.21	1.11
1.86	1.71	1.32	1.21	1.11	1.02	0.93	0.72	0.66	0.61
1.02	0.93	0.72	0.66	0.61	0.56	0.51	0.40	0.36	0.33
0.56	0.51	0.40	0.36	0.33	0.31	0.28	0.22	0.20	0.18

*DIAGNOSTIC CAPSULES, SHIPPED DAILY, ASSAYED FOR WEDNESDAY.

Manufactured by:



Jubilant DraxImage Inc.
 16 751 TransCanada Highway
 Kirkland, Quebec H9H 4J4 Canada
 www.draximage.com